







# MECHANICAL PLANTING

2021 | 2022 | 2023





10



33



44



68

## Any desired effect!

With our bulb mixtures for planting in grass you really can achieve any effect you want. From masses of colour to insect-friendly bulbs, or from mowing early through to extensive mowing: anything is possible. At Verver Export we are keen to help you find the solution you need for public green spaces. Not only is our range now classified according to applications, but our fleet is also expanding constantly in order to be able to plant in different ways. Like you, we are investing in the future - investing in more colour and greenery in the urban environment!

We do not select the individual varieties in our mixtures on the basis of price, but on their suitability for flowering over several years. We have been testing them ourselves for years by planting a large number of bulbs in grass on sand and clay. We only choose the best in terms of cultivar, bulb size and quality. The perfect basis for a colourful spring for several years to come. Our advisers are happy to advise you on the right mixture for your chosen location, and can calculate the investment per m<sup>2</sup> for you. Working together for colourful biodiversity!

Tijmen Verver

A handwritten signature in black ink, appearing to read 'Tijmen Verver', written over a horizontal line.

*The interior is made from paper that has been awarded the eco label by the European Union, reg. no FI/11/1, furnished by UPM.*



<b>Introduction</b>	<b>2</b>	<b>Kits Flower Meadows</b>		<b>Kits Bee Wise</b>	
<b>Content</b>	<b>3</b>	'Flora Music' °	31	'Natura Paessaggio' °	53
<b>The Benefits</b>	<b>4</b>	'Natura Evolution' °	32	'Natura Pléneuf' °	54
<b>The Technique</b>	<b>6</b>	'Prima Amusement' °	33	'Prima Francia' °	55
		'Prima Fun' °	34	'Prima Gusta' °	56
		'Prima Orange Prairie' °	35	'Prima Vera' °	57
<b>Kits Early Birds</b>		'Prima Plouay' °	36	'Prima Zona' °	58
'Ameland' °	11	'Prima Vieux Narcisses			
'Heiloo' °	12	de Montreux' °	37	<b>Inspiration</b>	<b>59</b>
'Limmen' °	13			<b>38</b>	<b>Kits Long Flowering Period</b>
'Nature' °	14	<b>Inspiration</b>		'Flora Bègles' °	61
'Océanique' °	15			'Flora Créteil' °	62
'Prima Venise des Alpes' °	16	<b>Kits Bestsellers</b>		'Flora Livry-Gargan' °	63
'Terschelling' °	17	'Prima Annecy-le-Vieux' °	41	'Flora Nature' °	64
'Texel' °	18	'Prima Asnières-sur-Seine' °	42		
'Vlieland' °	19	'Prima Bella' °	43	<b>The Technique</b>	<b>65</b>
		'Prima Blumberg' °	44	<b>Kits Summer</b>	
<b>Zones</b>	<b>20</b>	'Prima Classy Cocktail' °	45	'Bee Happy' °	67
		'Prima Ille-et-Vilaine' °	46	'Costa Dorada' °	68
<b>Kits Value for Money</b>		'Prima Kemnather Frühling' °	47	'Hot Summer' °	69
'Kit Narcissus' °	23	'Prima Kitisa' °	48		
'Prima Auxeriana' °	24	'Prima Spielzeugstadt Sonneberg' °	49	<b>Inspiration</b>	<b>70</b>
'Prima Donna' °	25	'Prima Tapis Volant' °	50	<b>The Pictographs</b>	<b>71</b>
'Prima Solution' °	26				
<b>Inspiration</b>	<b>27</b>	<b>Reportage:</b>			
<b>Reportage: A lavish buffet!</b>	<b>28</b>	<b>Biodiversity: act now!</b>	<b>51</b>		

## Mechanical planting: the benefits

Verges and parks can be in bloom in early spring. This is very important for the insects that emerge early, such as honeybees and bumblebees. The choice of the bulb mix determine the length of flowering and the further management of your public green spaces. Planting bulbs mechanically in grass offers many benefits:



### 1. Labour-saving

We take over the laborious work for you. Verver Export's planting machines offer the solution: 40,000 bulbs planted in half a day, or 100,000 in a full day.\*

(\* obviously depending on the bulb size - you can triple those numbers for small bulbs!)



### 2. Long-term investment

All our bulb mixtures for the planting machine have been carefully selected and tested. Flowering will repeat for several years. The cost per m<sup>2</sup> is low, in view of the durability.



### 3. Low maintenance

Verges, parks and meadows with flowering bulbs are low maintenance. Once the bulbs have died back in late spring, you can simply start mowing again. In fact, a long-flowering mix may save you a number of mowings in early spring!




### 4. Biodiversity



Bulbs increase the biodiversity in the public space. With the right mixture selection this planting can make a demonstrable contribution as a food source for early butterflies, bumblebees and honeybees. We guarantee you a real sea of flowers which benefit not only bees and butterflies, but also passers-by and leisure users. This can also be combined with our flower seeds.



### 5. Expertise

Our sales team will check your planting location for suitability, and will be happy to help you make the right choice from our ever-expanding range. Take advantage of our years of knowledge and experience to make the best choice for your public green spaces!





## Mechanical planting: the technique

Bulbs can be planted mechanically under the grass and/or in the soil. This machine cuts open the turf, after which it is lifted. The bulbs are dropped under the grass using a planting foot. The turf is then neatly replaced and pressed down.

The settings on the machine determine how many bulbs you plant per m<sup>2</sup>, and how deep. Each bulb mixture has its own setting. The soil type obviously also influences whether or not mechanical planting is successful. Our experienced planters and advisers have the knowledge and experience to ensure the best possible result.



### A. Location & planning

A number of factors are important in planning and calculating your planting project:

- Planting location (e.g. tree roots, mowing policy in spring and soil type).
- Use of planting (strips or an area).
- Appearance (natural or bulb field style).
- Choice of bulb mixture (consider the specific characteristics listed for each mixture).

The advisers from Verver Export will be happy to help you make your choice.

## B. Choice of machine

The development of machines at Verver Export is ongoing. New machines have been developed for different products or applications\*. This catalogue specifies which machine can be used for each bulb mixture.



**100 cm planting machine:** plants bulbs across a width of one metre. Suitable for strips in verges and parks or planting areas.



**50 cm planting machine:** plants bulbs across a width of half a metre. Suitable for verges where the operating width in the grass is less than one metre. Or if you want to create long strips but have a more limited budget.



**City Planter:** plants bulbs across a width of 50 cm. This machine has the planter next to the machine. Suitable for locations where you want to plant from tree to tree, post to post or bench to bench.



**Embankment Planter:** this machine can plant on a slope with a maximum angle of 30 to 35 degrees. This machine is equipped with caterpillar tracks and an extra planting foot for even planting.



**Roto Planter:** this machine plants across a width of one metre and can rotavate, plant and roll in a single run. Particularly suitable for less heavy soil types. For use with spring-flowering and summer-flowering bulbs.



**Dahlia Planter:** a double City Planter whereby the tubers are manually thrown into the trough and planted in 2 rows. There is no roller or other levelling equipment attached to the machine because the soil needs remain airy. Not possible under grass: the soil needs to be rotavated first.

\*Please note: not all machines are available for use in all Verver Export's markets. Soil conditions may also prevent them from being used.

# THE TECHNIQUE



## C. Preparation & planting

There are a number of action items for you prior to the actual planting:

- Mark out the planting location.
- Planting locations must be watered thoroughly a week beforehand if it is very dry.
- Mow the grass as short as possible.
- Provide at least 1 person from your town to supervise the planting convoy and the delivery of the bulbs on site. The bulbs are delivered to you in advance.
- In good conditions the machine will replace the turf well. In more challenging conditions (strong turf, lots of rain) you may need to carry out some aftercare to restore the turf.






## D. Management

Two things are important in the management plan for mechanically planted bulbs:

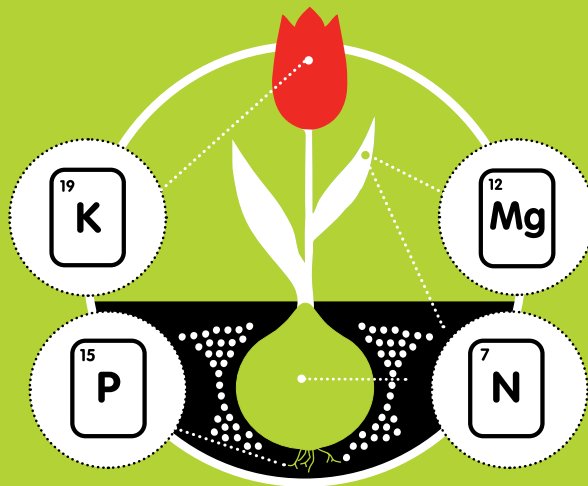
### Mowing

Inform your mowing team that they can only mow when the bulbs' leaves have turned yellow.



### Fertilising

Preferably fertilise with organic fertiliser whereby the Nitrogen level is not high and the Potassium level is higher for rich flowering. The fertiliser is applied when the bulb shoots emerge above the grass.



#### WHAT

INORGANIC MANURE PELLETS WITH LITTLE NITROGEN.



#### WHY

FERTILISING ENSURES BULBOUS GROWTH AND RICHER FLOWERING IN SUBSEQUENT YEARS.



#### HOW

THROW THE PELLETS OVER THE PLANTS.



#### WHEN

IN EARLY SPRING WHEN THE FLOWER BULBS JUST APPEAR.

## Colour in winter


**There are special mixtures that bring colour to public green spaces even when it's still a bit wintry. When the first rays of spring sunshine arrive, these bulbs poke out above the ground.**

One big benefit of early flowering is that the bulbs also finish ripening fairly early in the spring. That means that the leaves are usually already brown when the mowers start their machines again!

# EARLY BIRDS



11196



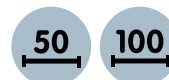
## 'Ameland' ©



With 'Ameland' you first see a white carpet that resembles snow, from which the small red tulips then emerge.


Plant in a lawn that has been mowed short for the winter, otherwise the small flowers will not be noticeable.


Zones 1,2  
Machine



Character of kits Mixture of 2 types with 1.000 flower bulbs

- Stripes ✓
- Contiguous area ✓
- Country style X
- Horticulture style 150 / m<sup>2</sup>
- Flowering time 6 weeks
- Durability till 7 years





## 'Heiloo' ©



Classic mixture of all large-flowered Crocus colours. The yellow Crocus is almost always the first to appear.

You can only mow when the Crocus leaves have turned completely brown. Give the bulbs beneath the soil time to grow!

Zones  
Machine

1,2

50

100



Character of kits

Mixture of 2 types with  
1.000 flower bulbs

Stripes



Contiguous area



Country style

50 / m<sup>2</sup>

Horticulture style


200 / m<sup>2</sup>

Flowering time

4 till 6 weeks

Durability

till 10 years



11191



11189



## 'Limmen' ©



This mixture flowers earliest of all. Sometimes it blooms in the snow. Be aware of the height - it remains modestly sized at just 5 cm.

Plant in a lawn that has been mowed short for the winter, otherwise the small flowers will not be noticeable.

Zones 1,2  
Machine

50 100



Character of kits Crocus mixture with 1.000 flower bulbs

Stripes ✓



Contiguous area ✓

Country style 50 / m<sup>2</sup>

Horticulture style 200 / m<sup>2</sup>

Flowering time 4 till 6 weeks

Durability till 10 years



# EARLY BIRDS



11190




## 'Nature' ©



A very rustic mixture of mainly botanical cultivars, ideal for naturalising. Very early-flowering.

Will grow in virtually any soil type. If the turf is under-nourished, the Crocus has a better chance of growing. The location can be hot and dry in summer!

<b>Zones</b>	1,2
<b>Machine</b>	<div style="display: flex; gap: 10px;"> <div style="border: 1px solid black; border-radius: 50%; padding: 5px; text-align: center;">50</div> <div style="border: 1px solid black; border-radius: 50%; padding: 5px; text-align: center;">100</div> </div> <div style="text-align: center; margin-top: 10px;">  </div>
<b>Character of kits</b>	Crocus mixture with 1.000 flower bulbs
<b>Stripes</b>	✓
<b>Contiguous area</b>	✓
<b>Country style</b>	50 / m <sup>2</sup>
<b>Horticulture style</b>	200 / m <sup>2</sup>
<b>Flowering time</b>	4 till 6 weeks
<b>Durability</b>	till 10 years



# EARLY BIRDS



11192



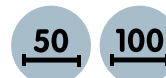
## 'Océanique' ©



A combination of large-flowered Crocus cultivars in blue, purple and white, like the ocean.

Looks beautiful in almost any setting. Think of a river winding through the landscape, an early-flowering meadow that gradually turns wild after flowering, or an embankment that looks like a painting.

**Zones** 1,2  
**Machine**



**Character of kits** Crocus mixture with 1.000 flower bulbs

**Stripes** ✓

**Contiguous area** ✓

**Country style** 50 / m<sup>2</sup>

**Horticulture style** 200 / m<sup>2</sup>

**Flowering time** 4 till 6 weeks


**Durability** till 10 years



# EARLY BIRDS



11182



## 'Prima Venise des Alpes' ©

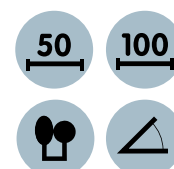


Go big with early bloomers! The flowers of particularly early flowering Crocus and narcissi awaken while nature is still hibernating.

A display of extremely early flowering crocuses and narcissi. We would like to celebrate the town of Annecy (FR), which has perfectly showcased this combination in the Parc du Paquier. Bravo! The blue and white crocuses are the first to arrive, followed by the narcissi.

Zones  
Machine

1,2



Character of kits

Mixture of 2 types with 1.000 flower bulbs

Stripes

✓

Contiguous area

✓

Country style

75 / m<sup>2</sup>

Horticulture style

200 / m<sup>2</sup>

Flowering time

6 weeks

Durability

till 7 years





# EARLY BIRDS

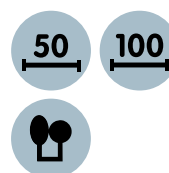


## 'Terschelling'

Did you know that the Crocus blooms for a very long time because it's cold when the flowering starts? The flowering period for this mixture can easily reach 2 months.


Many towns and cities are using the combination of crocuses with tulips in zone 1. The early flowering means that this planting can be included in the mowing schedule early in the season.

Zones 1,2  
Machine




Character of kits Mixture of 2 types with 1.000 flower bulbs

Stripes ✓  
Contiguous area ✓  
Country style X  
Horticulture style 150 / m<sup>2</sup>  
Flowering time 6 weeks  
Durability till 7 years



# EARLY BIRDS





'Texel' ©



An early-flowering, extremely colourful mix of crocuses and tulips that partly flower at the same time. We are sometimes even asked for the mixture with the red Crocus...

This combination is most eye-catching if the grass has been mowed nice and short one more time in late autumn.

<b>Zones</b>	1,2
<b>Machine</b>	 
<b>Character of kits</b>	Mixture of 2 types with 1.000 flower bulbs
<b>Stripes</b>	✓
<b>Contiguous area</b>	✓
<b>Country style</b>	X
<b>Horticulture style</b>	150 / m <sup>2</sup>
<b>Flowering time</b>	6 weeks
<b>Durability</b>	till 7 years



11194



11195

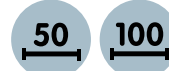


## 'Vlieland' ©



Our Crocus and tulip mixtures are appreciated for their early flowering and their bright colours. They are also very durable and multiply incessantly. They can be planted in the city centre or in the suburbs. Highly recommended!

**Zones** 1,2  
**Machine**



**Character of kits** Mixture of 2 types with 1.000 flower bulbs

**Stripes** ✓  
**Contiguous area** ✓  
**Country style** X  
**Horticulture style** 150 / m<sup>2</sup>  
**Flowering time** 6 weeks  
**Durability** till 7 years



## Nature in the city: the triple zone approach

When developing new combinations and product concepts, Verver Export takes account of the 'triple zone approach' for nature in the city. Account is thereby taken of the distinctive characteristics of the urban environment when using bulbs, annuals and perennials for public planting. Let's list them for you again:



### 1. The core zone

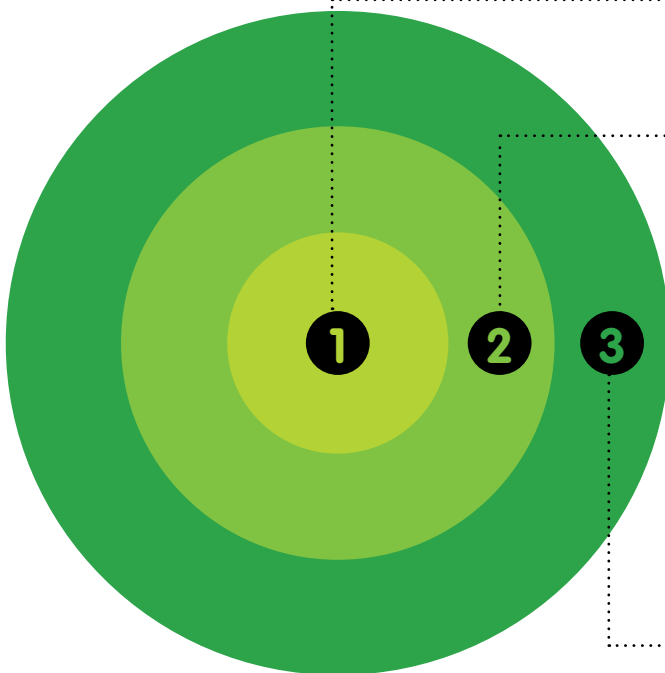
In the core zone, the environment for plants and animals is almost entirely shaped by humans. It has its own (micro-)climate, the water system is usually artificial, and the original substrate has often disappeared. For Verver Export this is the space where concepts are used that involve **display planting**.

### 2. The marginal zone

In the marginal zone the natural environment for plants and animals is still largely intact (often with the exception of the soil structure). However, human activities mean that most of the original plants and animals have virtually disappeared. There is quite a lot of public green space, but this tends to be urban types adapted to the built environment. Verver Export develops concepts and applications for this zone that fit with a **functional planting** approach.

### 3. The transitional zone

In the transitional zone the environment for plants and animals is usually intact, including the original soil. There is only scattered development. The transitional zone can be very species-rich; it forms the boundary region and the contact zone between the city and the surrounding landscape. For this zone, Verver Export recommends more **natural planting** with bulbs for naturalising and perennial planting planted mechanically in verges.



Taking account of the nature of a particular zone when designing and managing plantings results in variation in the planting and reinforces the identity of the various parts of the urban area. A useful assessment can be made by differentiating between three aspects: aesthetic quality, ecological quality and the usage value of the planting.

**At Verver Export we are keen to help you think around this theme so that the right plant/concept ends up in the right place!**

# ZONES



## Invest in the future

**A mechanically planted bulb strip or meadow in a public green space will particularly offer 'value for money' if the bulbs reappear from many years in succession and the planted bulbs are high quality.**

Narcissi offer an outstandingly good return, fewer € per m<sup>2</sup>. We will be happy to calculate the return for your choice of planting in your location. In addition to the return, we also look at the suitability of the soil, turf and range choice.



17003



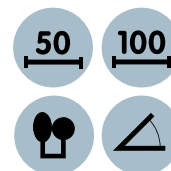
## 'Kit Narcissus' ©

Historically it has mainly been mostly narcissi that have been mechanically planted. And the results are impressive. Enjoy a very blooming spring.

The number twelve is the key word for our 'Kits Narcissus'. The kit not only includes twelve different varieties of narcissi, but it also flowers for at least twelve weeks. And the final selling point is that you can enjoy this mixture of narcissi for at least twelve years.

Zones  
Machine

1,2,3



Character of kits

Mixture of 12 varieties with 1.000 flower bulbs

Stripes



Contiguous area



Country style

20 / m<sup>2</sup>

Horticulture style

40 / m<sup>2</sup>

Flowering time

12 weeks

Durability

12 years +++





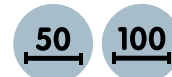
## 'Prima Auxeriana' ©

In early spring, you will have a set of three tulip colours: orange, yellow, white. Their large heads make them easy to see. I recommend that you plant them against a violet or blue background, but you could also plant them against the same tones.

The selected cultivars have been chosen for long-term flowering, and this combination has been successful for years. Long-term results are best on more nutrient-rich, heavier soil types!

Zones  
Machine

1,2,3



Character of kits

Mixture of 3 tulip varieties with 1.000 flower bulbs

Stripes

✓

Contiguous area

✓

Country style

X

Horticulture style

75 / m<sup>2</sup>

Flowering time

5 weeks

Durability

till 4 years







11114



## 'Prima Donna'®

Highly contrasting shapes and colours in a single mixture can be daring. But in the case of 'Prima Donna' it's a resounding success. Very reliable and cheerful.

The density of planting will determine whether you get a natural or cultivated effect. However, the effect will definitely live up to your expectations.

Zones 1,2  
Machine

50 100



Character of kits Mixture of 3 types with 1.000 flower bulbs

Stripes ✓


Contiguous area ✓

Country style 50 / m<sup>2</sup>

Horticulture style 100 / m<sup>2</sup>

Flowering time 5 weeks

Durability till 5 years





11227



## 'Prima Solution'®

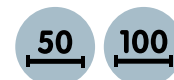
We think narcissi are always a good choice. They are ideal for long-term flowering and mechanised planting.

Simple, effective and affordable. With a remarkable impact, these narcissi will never disappoint. They come in a wave of yellow and orange at first, before turning white with a total colour change. And above all, they offer an affordable solution.

Don't plant too late in the autumn. Narcissi need more time to root.

Zones  
Machine

1,2,3



Character of kits

Mixture of 2 varieties with 1.000 flower bulbs

Stripes



Contiguous area



Country style

20 / m<sup>2</sup>

Horticulture style

40 / m<sup>2</sup>

Flowering time

6 weeks

Durability


till 5 years



# INSPIRATION



Large bulbs, few bulbs per square metre, maximum effect: narcissi offer an excellent return when used in verges and parks.



# A lavish buffet!


A flower meadow that provides food and habitat for insects over a long season.



A flower meadow is not just a feast for the eye, but also amazing for biodiversity. Honeybees, bumblebees, grasshoppers and beetles: they all want somewhere with long grass and flowers. And they in turn attract insects and birds.

## Flower meadows that offer a seasonal experience

But you cannot create flower meadows just anywhere. The soil should not be too nutrient-rich, and in many cases the meadow needs to be in full sun. The choice of the seed mixture that you sow is also important. And after creating the meadow, it's important to manage it correctly. Because a bad choice of location or poor management will often lead to a meadow with lots of grasses and few flowers.



# STEP PLAN

## Site

The possibilities offered by the site are your starting point. Survey the site's ecological conditions: soil type, nutrient level in the soil, soil dampness, sun hours and what is currently growing there.

## Choice of meadow

Your goal for the meadow determines the type of meadow that you will create. Consider the following goals: increasing biodiversity, having lots of flowers, an annual, ruderal or perennial meadow.

## Soil preparation

In order to achieve the best possible result, the old vegetation (usually grasses and ungerminated seeds in the soil) must be disrupted/ removed as much as possible. This can be done by rotavating and then hoeing/removing developing vegetation (artificial seedbed). Or by removing the top layer of vegetation using a special machine.

## Planting and sowing

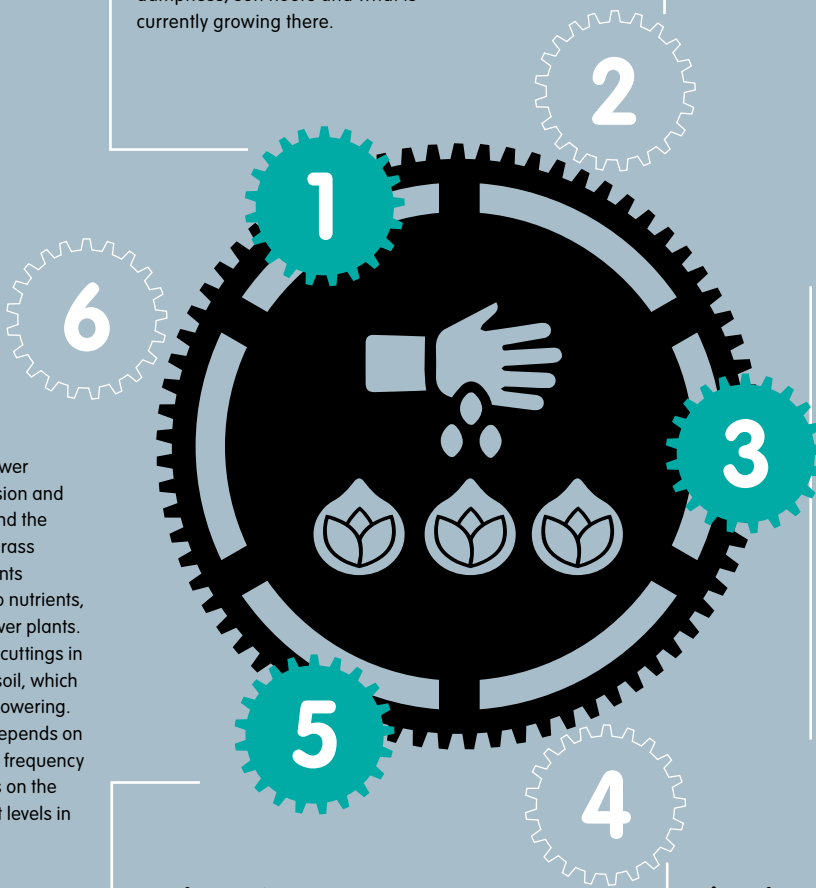
The bulbs and seeds can be planted simultaneously during the autumn. In the subsequent year the bulbs will create a flower-filled spring straightaway. Depending on the flower seeds that you have selected, the meadow will develop over the months and years that follow.

## Patience!

It is important that you manage expectations in order to fulfil everyone's expectations. Good things take time. A sustainable flower meadow needs time to develop. Wildflower seeds often need specific conditions in order to germinate. Nature is patient - now we need to be too!

## Management

If we do not mow, the flower meadow will suffer invasion and become grassed over, and the flowers will disappear. Grass species and invasive plants respond more strongly to nutrients, and will displace the flower plants. So we mow and remove cuttings in order to impoverish the soil, which will encourage profuse flowering. The right mowing time depends on our goal. The timing and frequency of mowing also depends on the soil type and the nutrient levels in the soil.



**Verver Export can help you create an appealing lavish buffet!**

# FLOWER MEADOWS

## A feast for the eye

**A flower meadow is not just a feast for the eye, but also amazing for biodiversity. With bulbs you can bring the feeding season for many insects forward by months.**

Bulbs planted in meadows work very well in an extensive managed area of grass, such as the grass in verges alongside paths, water and roads. Because the cuttings are removed, a variety of other plant species and flowers also have the opportunity to develop alongside the bulbs.



11316



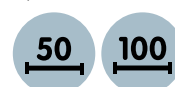
## 'Flora Music'®

Spring is characterised by a fresh mixture of narcissi, tulips and wood hyacinths. But when the grass starts to grow and the seed capsules of the small tulips are ready to burst, the second floral feast of Alliums and Gladiolus byzanthinus erupts in full glory.

Please note: the latter bulb is not hardy everywhere. Therefore particularly suitable for France.

Zones 2,3

Machine



Character of kits

Mixture of 5 types with 1.000 flower bulbs

Stripes

X

Contiguous area

✓

Country style

75 / m<sup>2</sup>

Horticulture style

150 / m<sup>2</sup>

Flowering time

12 weeks

Durability

till 5 years



# FLOWER MEADOWS



11592



## 'Natura Evolution' ©



A classic example of a true naturalising mixture. Reproduction is both vegetative (bulbs) and generative (seeds). It is therefore very important that this planting can die back undisturbed to allow the seeds to spread. Combines well with a durable seed mixture for flowering later in the year.

A combination of delights from early spring (snowdrops) to April (T. turkestanica) when Narcissus 'Peeping Tom' finally raises its trumpet!

Can be combined with seed mixture: ask your local representative about the options.

<b>Zones</b>	2,3
<b>Machine</b>	<div style="display: flex; gap: 10px;"> <div style="border: 1px solid black; border-radius: 50%; padding: 5px; text-align: center;">50</div> <div style="border: 1px solid black; border-radius: 50%; padding: 5px; text-align: center;">100</div> </div> <div style="text-align: center; margin-top: 10px;"> </div>
<b>Character of kits</b>	Mixture of 6 types with 1.000 flower bulbs
<b>Stripes</b>	X
<b>Contiguous area</b>	✓
<b>Country style</b>	100 / m <sup>2</sup>
<b>Horticulture style</b>	200 / m <sup>2</sup>
<b>Flowering time</b>	8 weeks
<b>Durability</b>	till 10 years








## 'Prima Amusement'®

A fantastic mixture to support events in the month of April. This carpet is a must-have for events such gardening and landscaping exhibitions that open their doors in April.

A beautifully balanced mixture of colours including special tulips that are accentuated by equally unusual narcissi. A parade of very original varieties!



<b>Zones</b>	1,2
<b>Machine</b>	<div style="display: flex; gap: 10px;"> <div style="border: 1px solid black; border-radius: 50%; padding: 5px; text-align: center;">50</div> <div style="border: 1px solid black; border-radius: 50%; padding: 5px; text-align: center;">100</div> </div>
<b>Character of kits</b>	Mixture of 2 types with 1.000 flower bulbs
<b>Stripes</b>	✓
<b>Contiguous area</b>	✓
<b>Country style</b>	30 / m <sup>2</sup>
<b>Horticulture style</b>	60 / m <sup>2</sup>
<b>Flowering time</b>	5 weeks
<b>Durability</b>	till 4 years





## 'Prima Fun' ©

A simple mixture with a long flowering period for which we have used our long-term tests under grass to select the right varieties.

The colour change from completely yellow at the start to an end with lots of blue is something you don't expect at the start of flowering. So it's a real surprise!

<b>Zones</b>	1,2,3
<b>Machine</b>	<div style="display: flex; gap: 10px;"> <div style="border: 1px solid black; border-radius: 50%; padding: 5px; text-align: center;">50</div> <div style="border: 1px solid black; border-radius: 50%; padding: 5px; text-align: center;">100</div> </div>
<b>Character of kits</b>	Mixture of 3 types with 1.000 flower bulbs
<b>Stripes</b>	✓
<b>Contiguous area</b>	✓
<b>Country style</b>	50 / m <sup>2</sup>
<b>Horticulture style</b>	100 / m <sup>2</sup>
<b>Flowering time</b>	6 weeks
<b>Durability</b>	till 5 years



11358



17018



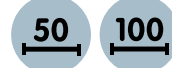
## 'Prima Orange Prairie'®

Narcissi almost always re-appear successfully year after year, and therefore offer a good return on the planting investment.

We have developed a special mixture for people who like to plant narcissi, with orange as the predominant colour. This offers narcissi that are less eye-catching in terms of appearance, but that still offer the same return!

**Zones** 1,2,3

**Machine**



**Character of kits**

Mixture of 14 varieties with 1.000 flower bulbs

**Stripes**



**Contiguous area**



**Country style**

20 / m<sup>2</sup>

**Horticulture style**

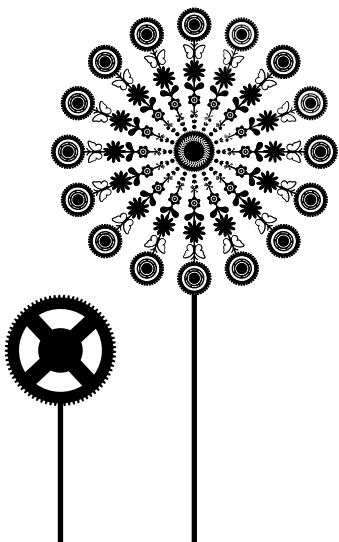
40 / m<sup>2</sup>

**Flowering time**

10 weeks

**Durability**

till 10 years



# FLOWER MEADOWS



11183




## 'Prima Plouay' ©

This type of mixture is suitable for various uses, in both urban and natural areas. And all with the same result: admiring glances from passers-by...

Elegant, natural and produces plenty of flowers. To complement traditional flowering areas, as well as those with more natural flowering, in which case planting should obviously be less dense.

<b>Zones</b>	1,2,3
<b>Machine</b>	<div style="display: flex; gap: 10px;"> <div style="border: 1px solid black; border-radius: 50%; padding: 5px; text-align: center;">50</div> <div style="border: 1px solid black; border-radius: 50%; padding: 5px; text-align: center;">100</div> </div>
<b>Character of kits</b>	Mixture of 8 types with 1.000 flower bulbs
<b>Stripes</b>	✓
<b>Contiguous area</b>	✓
<b>Country style</b>	50 / m <sup>2</sup>
<b>Horticulture style</b>	100 / m <sup>2</sup>
<b>Flowering time</b>	10 weeks
<b>Durability</b>	till 5 years





## 'Prima Vieux Narcisses de Montreux' ©

Four historic narcissi combined in a single kit. White therefore predominates, because white occurs widely in the old narcissi.

The narcissus is a stable bulb for mechanical planting. Although the number of colours is limited, there are still various possible combinations.

<b>Zones</b>	1,2,3
<b>Machine</b>	<div style="display: flex; gap: 10px;"> <div style="border: 1px solid black; border-radius: 50%; padding: 5px; text-align: center;">50</div> <div style="border: 1px solid black; border-radius: 50%; padding: 5px; text-align: center;">100</div> </div>
<b>Character of kits</b>	Mixture of 4 varieties with 1.000 flower bulbs
<b>Stripes</b>	✓
<b>Contiguous area</b>	✓
<b>Country style</b>	20 / m <sup>2</sup>
<b>Horticulture style</b>	40 / m <sup>2</sup>
<b>Flowering time</b>	6 weeks
<b>Durability</b>	till 10 years





11565

# INSPIRATION

Bulb concepts from Verver Export bring colour, scent and biodiversity to public green spaces. Maximum pleasure for everyone!







## The guaranteed bestsellers!

**It is often said that one can't argue about taste. But if mixtures from our range sell well throughout Europe, we can nonetheless conclude that they're a hit and suit many different tastes.**

The stars all fall within one or more other application groups within this catalogue, but have ended up in this category as a result of their sales success. Will you be an ambassador for one of our stars too?





11142



## 'Prima Annecy-le-Vieux'®

For all customers who think that the tulip mainly serves to announce the arrival of spring! Colourful and dynamic: a safe choice and highly recommended.

Flowering starts with narcissi, quickly followed by early tulips. Later-flowering tulips complete the spectacle of colour.

Zones  
Machine

1,2,3

50 100



Character of kits

Mixture of 2 types with 1.000 flower bulbs

Stripes

✓

Contiguous area

✓

Country style

30 / m<sup>2</sup>

Horticulture style

75 / m<sup>2</sup>

Flowering time

8 weeks

Durability

till 7 years





11529



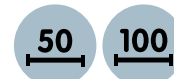
## 'Prima Asnières-sur-Seine'®

However you plant it, this mixture of narcissi and tulips produces a fabulously cheerful effect. The narcissi kick off proceedings with fresh shades, after which a warm blanket is rolled out across your verges and parks.

A combination in which tulips play the starring role. We have been testing individual varieties on sandy and clay soils under grass for years. This enables us to make the right choice from the enormous range of tulips for our mechanically planted mixes.

Zones  
Machine

1,2



Character of kits

Mixture of 2 types with 1.000 flower bulbs

Stripes



Contiguous area



Country style

30 / m<sup>2</sup>

Horticulture style


75 / m<sup>2</sup>

Flowering time

6 weeks

Durability

till 5 years





11199

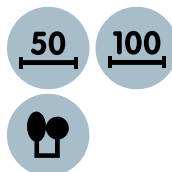
## 'Prima Bella' ©

A very cheerful mixture with plenty of colours and shapes. Very high performance; makes everyone happier!

This has been one of the stars of our range for years. Partly because the selected tulips re-appear year after year. Please note: do not mow too soon after flowering.

Zones  
Machine

1,2



Character of kits

Mixture of 7 types with 1.000 flower bulbs

Stripes

✓

Contiguous area

✓

Country style

40 / m<sup>2</sup>

Horticulture style

80 / m<sup>2</sup>

Flowering time

8 weeks

Durability

till 5 years





11649



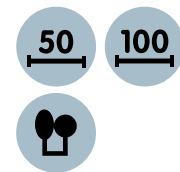
## 'Prima Blumberg' ©

After a photo of this mixture appeared on the cover of the catalogue, there was immediate demand for this exceptionally attractive mixture for mechanical planting.

A well-harmonised colour palette which particularly flowers in mid- and late spring. When the tulips' glory days are over, the Allium still draws the eye of passers-by.

Zones  
Machine

1,2



Character of kits

Mixture of 3 types with 1.000 flower bulbs

Stripes

✓

Contiguous area

✓

Country style

50 / m<sup>2</sup>

Horticulture style

100 / m<sup>2</sup>

Flowering time

8 weeks

Durability

till 5 years





## 'Prima Classy Cocktail'®

A classic cocktail of (multiflora) hyacinth, Narcissus and tulip with the addition of a white Allium flower.

A mixture that is very eye-catching and brings colour to special events in the spring.

**Zones** 1,2  
**Machine**

50 100

**Character of kits** Mixture of 4 types with 1.000 flower bulbs

**Stripes** ✓

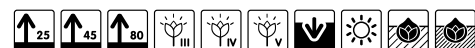
**Contiguous area** ✓

**Country style** 30 / m<sup>2</sup>

**Horticulture style** 60 / m<sup>2</sup>

**Flowering time** 6 weeks

**Durability** till 5 years





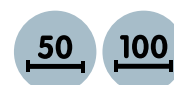
## 'Prima Ille-et-Vilaine'®

The white shimmer of spring sparkles here and there with a touch of red. Can be planted sparsely or densely; both options are possible. Highly recommended.

The bestsellers in this catalogue have not just been chosen because they have been selling well for years. They also earn this title by performing well in various locations and because customers can enjoy their benefits for a number of years.

**Zones**  
**Machine**

1,2,3



**Character of kits**

Mixture of 4 types with  
1.000 flower bulbs

**Stripes**

✓

**Contiguous area**

X

**Country style**

50 / m<sup>2</sup>

**Horticulture style**

100 / m<sup>2</sup>

**Flowering time**

8 weeks

**Durability**

till 5 years



11260



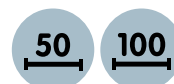
## 'Prima Kemnather Frühling'®

This mixture gradually transitions from creamy yellow to yellow to orange and later to red and white accents. An array of colours that stands out because of its transition and almost feels like a new planting. Resistant to wind and rain!

Highly suitable for roundabouts and verges. Can cope with gritting salt and not too tall, so that it does not obstruct road users' view.

Zones  
Machine

1,2



Character of kits

Mixture of 4 types with 1.000 flower bulbs

Stripes



Contiguous area



Country style

X

Horticulture style

200 / m<sup>2</sup>

Flowering time

6 weeks

Durability


till 7 years



# BESTSELLERS




11184



## 'Prima Kitisa' ©

Joyful, harmonious and bright. What a success! This mixture starts with yellow tones, before turning blue and then orange and red. A high-quality floral composition.

The mixture works almost anywhere: in the city centre, in suburbs or in more natural areas.

<b>Zones</b>	1,2,3
<b>Machine</b>	<div style="display: flex; gap: 10px;"> <div style="border: 1px solid gray; border-radius: 50%; padding: 5px; text-align: center;">50</div> <div style="border: 1px solid gray; border-radius: 50%; padding: 5px; text-align: center;">100</div> </div> <div style="text-align: center; margin-top: 10px;">  </div>
<b>Character of kits</b>	Mixture of 3 types with 1.000 flower bulbs
<b>Stripes</b>	✓
<b>Contiguous area</b>	✓
<b>Country style</b>	50 / m <sup>2</sup>
<b>Horticulture style</b>	100 / m <sup>2</sup>
<b>Flowering time</b>	5 weeks
<b>Durability</b>	till 5 years





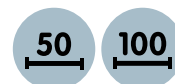


## 'Prima Spielzeugstadt Sonneberg' ©

Colourful, cheerful and simple was the brief when putting together this bulb carpet. The strong contrasts in height, shape and colour mean that this mixture appeals to passers-by. Therefore very suitable for pedestrian areas and parks.

An attractive layered structure in which every flower looks its best. The early flowering of the Crocus and Scilla is merely a foretaste of the eruption that will follow!

Zones 1,2  
Machine



Character of kits Mixture of 7 types with 1.000 flower bulbs

- Stripes ✓
- Contiguous area ✓
- Country style 50 / m<sup>2</sup>
- Horticulture style 100 / m<sup>2</sup>
- Flowering time 8 weeks
- Durability till 5 years





## 'Prima Tapis Volant' ©

Various shades of pink and purple are accentuated by red. Not an obvious choice, but Mother Nature makes a fabulous display from it.

Can be used virtually anywhere: traffic environments, parks or as sleek defining borders on important buildings.

<b>Zones</b>	1,2,3
<b>Machine</b>	<div style="display: flex; gap: 10px;"> <div style="border: 1px solid black; border-radius: 50%; padding: 5px; width: 30px; text-align: center;">50</div> <div style="border: 1px solid black; border-radius: 50%; padding: 5px; width: 30px; text-align: center;">100</div> </div>
<b>Character of kits</b>	Mixture of 2 types with 1.000 flower bulbs
<b>Stripes</b>	✓
<b>Contiguous area</b>	✓
<b>Country style</b>	30 / m <sup>2</sup>
<b>Horticulture style</b>	50 / m <sup>2</sup>
<b>Flowering time</b>	5 weeks
<b>Durability</b>	till 5 years



# Biodiversity: act now!



With their mixture of residential, commercial and green areas, urban conurbations offer a direct experience of nature. Many people discover the value and beauty of biodiversity within the boundaries of their town or city. In urban conurbations nature is entirely in the hands of designers who are working to meet the needs of humans. Biodiversity must be a building block for the (urban) environment in order to maintain quality of life for future generations. We need to act now!




## Implementers of biodiversity

Everyone needs to participate in order to minimise land use through intelligent densification of urban centres, in order to create space for children to experience nature, in order to design buildings that have less impact on nature and in order to maintain green spaces in an environmentally-friendly way. As individuals, businesses or groups. Take action!

## Together for biodiversity

Verver Export has various concepts that can be initiated and executed with municipal councils, housing associations, allotment associations, schools, churches or businesses. We are all implementers when it comes to biodiversity in urban areas.



### 1. Insect food banks

Plant early-flowering bulbs in verges and parks with Verver Export to create an early food bank of pollen and nectar for many types of bee.

Ideal for enabling municipal councils, churches and businesses to help boost the biodiversity in the (urban) environment.

### 2. Flower meadows

Bulbs can make your flower meadow appeal to bees earlier. Late-flowering bulbs act as a source of food for butterflies, amongst others. The creation and maintenance of a flower meadow combines well with planting bulbs.

A solution for municipal councils and landscape architects.

### 3. BeeWise boxes

We have special boxes with insect-friendly bulbs created specially for schools and associations which can be used for campaigns to draw attention to the issue and possibly raise money.



## Enhancing biodiversity

**Bulbs play an important role. Until recently, bulbs in public green spaces were still viewed as decoration. Now that insect levels are at worrying levels, bulbs are being seen in a different light.**

A mixture of species is ideal for vigorous blooming over a small surface area. This provides a healthy ecosystem of inestimable value. After all, if the insect population is doing well, birds, hedgehogs and other insectivores will also thrive.



11677



## 'Natura Paesaggio' ©

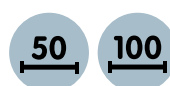


A bulb mixture made for natural landscaping. For grassy areas where nature is left to its own devices.

Early flowering in yellow and lilac brings the first colour to large grassy areas. A real feast for bees. Sometimes the bees are so eager that they will search flowers that are still closed for an opening to nonetheless make their way inside. After about four weeks the party continues with a combination of soft yellow narcissi and blue star hyacinths.

Zones 2,3

Machine



Character of kits

Mixture of 4 types with 1.000 flower bulbs

Stripes X

Contiguous area ✓

Country style 75 / m<sup>2</sup>

Horticulture style 150 / m<sup>2</sup>

Flowering time 6 weeks

Durability till 10 years





11694



## 'Natura Pléneuf' ©



A very extensive mixture of no fewer than 19 different flowers. But they don't all appear at the same time: a changing display of different colours, shapes and heights appears from February until well into May/June.

Works better in an extensively maintained plot of grassland than in the disciplined lawn in front of the town hall. Please note: it starts early in the season with very short bulb crops, so the grass has to go into the winter mowed short!

<b>Zones</b>	2,3
<b>Machine</b>	<div style="display: flex; gap: 10px;"> <div style="border: 1px solid black; border-radius: 50%; padding: 5px; text-align: center;">50</div> <div style="border: 1px solid black; border-radius: 50%; padding: 5px; text-align: center;">100</div> </div> <div style="text-align: center; margin-top: 10px;"> </div>

<b>Character of kits</b>	Mixture of 9 types with 1.000 flower bulbs
<b>Stripes</b>	X
<b>Contiguous area</b>	✓
<b>Country style</b>	50 / m <sup>2</sup>
<b>Horticulture style</b>	100 / m <sup>2</sup>
<b>Flowering time</b>	12 weeks
<b>Durability</b>	till 7 years





# 'Prima Francia'®



# BEE WISE

More suitable for wilder planting locations. Richly blooming but with natural flair. A spring meadow that will greatly appeal to most people.

The effect of a spring meadow can be obtained by planting either a rustic or agricultural number of bulbs per square metre. Preferably plant several strips side by side in order to create a real meadow.

Zones 2,3  
Machine

50 100



Character of kits Mixture of 5 types with 1.000 flower bulbs

Stripes X  
Contiguous area ✓  
Country style 75 / m<sup>2</sup>  
Horticulture style X  
Flowering time 8 weeks  
Durability till 7 years





11225




## 'Prima Gusta' ©



It's always a delight to discover them in spring - these exceptionally productive, early-flowering bulb crops. Small blue, bushy flowers that look like tiny stars. They are very inconspicuous as a plant, but still catch the eye. The plants flower early, but you do need to leave them to ripen properly afterwards. The seeds need the chance to do their work.

Zones  
Machine

1,2



Character of kits

Mixture of 4 types with 1.000 flower bulbs

Stripes



Contiguous area



Country style

75 / m<sup>2</sup>

Horticulture style

200 / m<sup>2</sup>

Flowering time

4 weeks

Durability

till 7 years







11113



## 'Prima Vera' ©

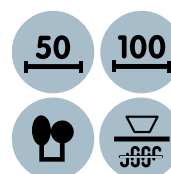


For creating wonderfully flowering lawns in the spring. Discover more than twelve different varieties including scillas, crocuses and botanical tulips, etc. Very beautiful. Consider sowing a flowering lawn to prolong flowering.

Many insects can find food in this mixture of flowering bulb crops. Ants help to disperse the seed for the long term.

Zones  
Machine

1,2,3



Character of kits

Mixture of 9 types with  
1.000 flower bulbs

Stripes

✓

Contiguous area

✓

Country style

X

Horticulture style

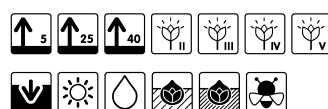
150 / m<sup>2</sup>

Flowering time

8 weeks

Durability

till 10 years








## 'Prima Zona' ©

The blue and white colours are somewhat understated, but it is precisely this modesty that makes it so beautiful. Flowers well every year.

Also combines well with a seed mixture for the summer months. The Camassia flowers until May, after which the flowers from the seeds take over to keep things interesting for the insects.

<b>Zones</b>	1,2,3
<b>Machine</b>	 
<b>Character of kits</b>	Mixture of 5 types with 1.000 flower bulbs
<b>Stripes</b>	✓
<b>Contiguous area</b>	✓
<b>Country style</b>	50 / m <sup>2</sup>
<b>Horticulture style</b>	100 / m <sup>2</sup>
<b>Flowering time</b>	10 weeks
<b>Durability</b>	till 10 years




11259

# INSPIRATION



Bulbs planted in grass offer a more natural experience in urban green spaces. The density and choice of varieties determine the mood that you want to create.



# LONG FLOWERING PERIOD



## **Bloom!**

**With these mixtures you can create a long spring of flowering bulbs, and obviously they will reappear for several years. Extensive maintenance is a major benefit for the long-flowering bulb mixtures. That way we can be sure that all the bulb crops will have time to develop new bulbs for the next season. But the cuttings do need to be removed, otherwise the soil will suffocate.**

Please note: not all mixtures in this category are suitable for all countries!





11560

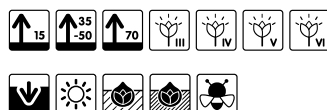


## 'Flora Bègles' ©

Starts with purple and blue and ends with metallic purple with *Allium atropurpureum*. In between it's a riot of yellows, whites and oranges.

Many of the Flora Kits work best if they are planted in an expanse. This creates a small flower meadow that can also be easily avoided during the first mowings in the spring.

<b>Zones</b>	1,2,3
<b>Machine</b>	 
<b>Character of kits</b>	Mixture of 5 types with 1.000 flower bulbs
<b>Stripes</b>	X
<b>Contiguous area</b>	✓
<b>Country style</b>	75 / m <sup>2</sup>
<b>Horticulture style</b>	150 / m <sup>2</sup>
<b>Flowering time</b>	10 weeks
<b>Durability</b>	till 7 years



# LONG FLOWERING PERIOD



11315



## 'Flora Créteil' ©

'Flora Créteil' contains no fewer than twenty-three different cultivars! So it's no surprise that this mixture blooms for a long time, starting with the earliest small bulbs and finishing with the Cammasias. A magnificent natural effect in white, blue and yellow tones.

The long flowering period means that this mixture is preferably used in an area with extensive (grass) management. This allows everything to die back naturally so that you can enjoy the planting for several years.

**Zones** 2,3  
**Machine**

50 100

2

<b>Character of kits</b>	Mixture of 8 types with 1.000 flower bulbs
<b>Stripes</b>	✓
<b>Contiguous area</b>	✓
<b>Country style</b>	100 / m <sup>2</sup>
<b>Horticulture style</b>	200 / m <sup>2</sup>
<b>Flowering time</b>	12 weeks
<b>Durability</b>	till 5 years

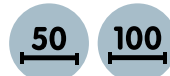


# 'Flora Livry-Gargan'®

You're bound to be familiar with them: seeded flower carpets in summer. 'Flora Livry-Gargan' creates a similar experience, but in the spring. From March to July there's always something flowering!

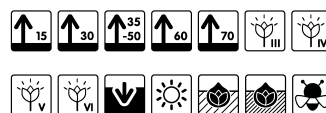
Spectacular as a results of the large number of Dutch Irises. But this is a special selection of Irises that flower earlier, so at the same time as the Alliums. **Only suitable for France.**

Zones 2,3  
Machine



Character of kits Mixture of 6 types with 1.000 flower bulbs

- Stripes ✓
- Contiguous area ✓
- Country style X
- Horticulture style 100 / m<sup>2</sup>
- Flowering time 12 weeks
- Durability till 7 years



# LONG FLOWERING PERIOD

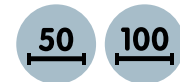


## 'Flora Nature' ©

This mixture does not start particularly early, but offers an extra-long display thanks to the addition of an Allium. No small flowers but a full array of larger flowers. Easy for road users to see alongside roads and paths.

Zonen  
Machine

2,3



Character of kits

Mixture of 3 types with  
1.000 flower bulbs

Linienförmig



Flächig



Ländlicher Stil

50 / m<sup>2</sup>

Gartenbaustil

100 / m<sup>2</sup>

Blütedauer

12 weeks

Fortbestand

till 5 years



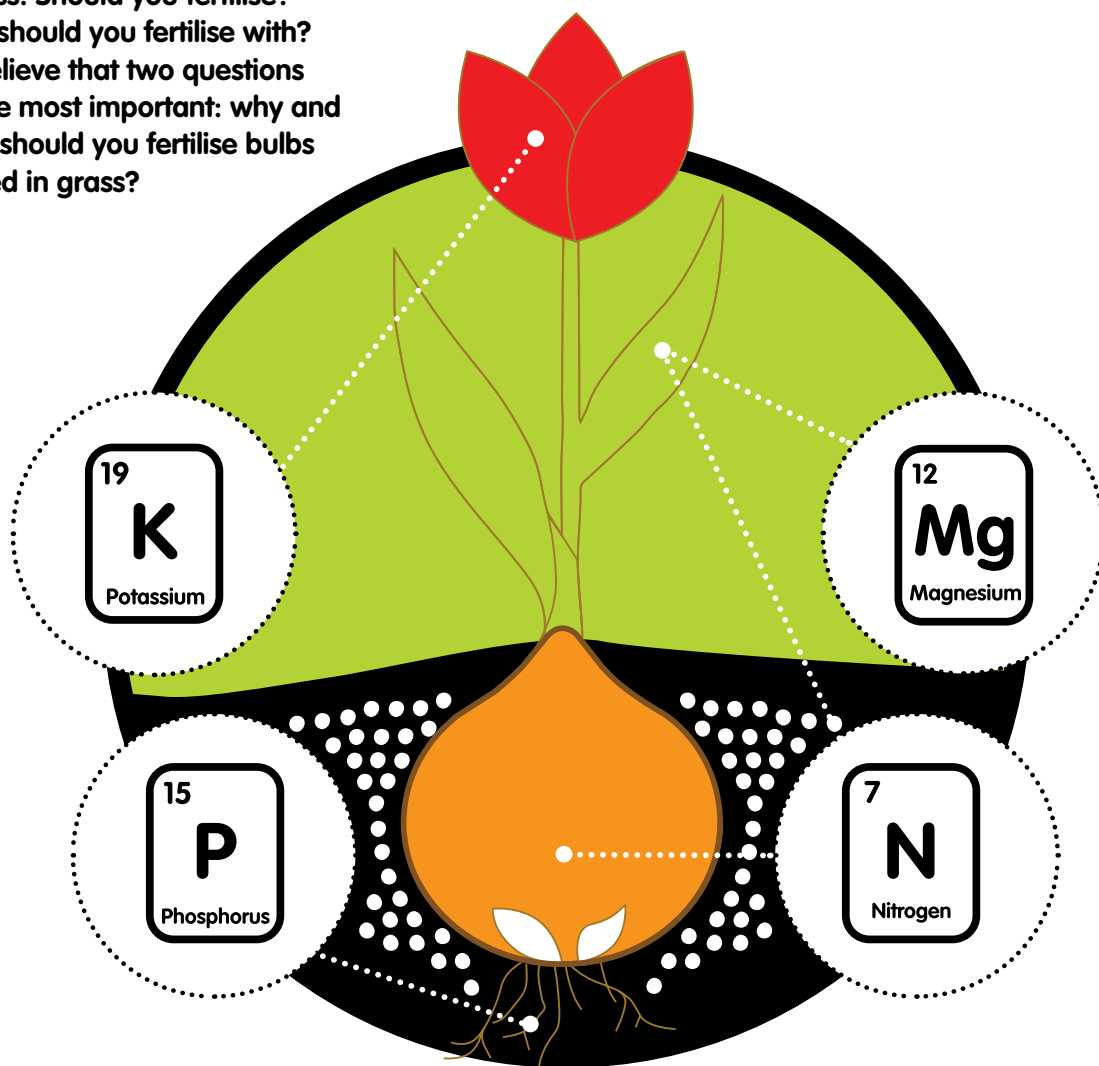
11317



# Fertilising bulbs



We get a lot of questions about fertilising bulbs that are planted in grass. Should you fertilise? What should you fertilise with? We believe that two questions are the most important: why and when should you fertilise bulbs planted in grass?




## Why?

When they are planted in the autumn, bulbs have enough reserves stored in the bulb to be able to complete one growing and flowering cycle. You therefore mainly feed bulbs in grass in order to get flowers in subsequent years as well, and preferably as many as possible.

Feeding with a standard NPK for lawns has the wrong effect. The grass will grow faster, which is precisely what you don't want in the most common locations for mechanically planted bulbs. The fertiliser must therefore particularly help produce the new flowers in the following year. You should therefore use an organic fertiliser with little Nitrogen and Phosphorus but more Potassium. This encourages profuse flowering.

## When?

Most bulbs produce their offspring during the period from sprouting to dieback of the foliage, and then particularly in the second part of this period. The fertiliser must therefore be sufficiently available during that time. So there is only one correct time to feed bulbs in grass: when the first shoots from the bulbs emerge above the grass. Most organic fertilisers remain available to the plant for absorption for 3 months. That is precisely the period from sprouting to dieback for bulbs.



## Floral abundance

**Sometimes to contrast with a flower meadow, sometimes to temporarily fill a green space in transition, sometimes simply because success is guaranteed: mechanical summer planting. Totally different in terms of look and planting technique, but all very effective for bringing colour and flowers to public green spaces without lots of labour and maintenance.**

Because these are summer-flowering bulbs and tubers, most of the concepts are annual. Only in parts of France are they perennial, for example by covering the Dahlias with a layer of mulch.



21070



## 'Bee Happy' ©



A wide variety of single-flowered, organically grown Dahlias. Extremely appealing to a wide variety of insects. When the season has ended for most flower and plants the Dahlias continue to provide food for insects. A planting to really make you happy!

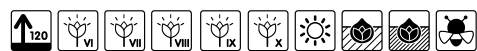
In regions with a mild winter climate the planting can be perennial if it is covered with cuttings.

**Zones** 1,2  
**Machine**



**Character of kits** Mixture of 20 varieties with 100 flower bulbs

**Stripes** ✓  
**Contiguous area** ✓  
**Country style** X  
**Horticulture style** 6 / m<sup>2</sup>  
**Flowering time** 14 weeks  
**Durability** 1 year



# SUMMER



21061



## 'Costa Dorada' ©



A colourful prairie of summer-flowing bulbs combined with a cheerful mixture of flower seeds. This planting produces a long summer packed with flowers.

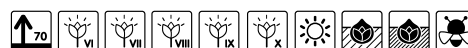
The planting is perennial in regions with a mild climate.

**Zones** 1,2,3  
**Machine**



**Character of kits** Mixture of 7 types with 1.000 flower bulbs

**Stripes** ✓  
**Contiguous area** ✓  
**Country style** X  
**Horticulture style** 70 / m<sup>2</sup>  
**Flowering time** 14 weeks  
**Durability** 1 year






# 'Hot Summer'®

# SUMMER

Lilies are one of the few truly hardy summer bulbs. By combining them with a flower seed mixture you can enjoy a beautiful flower meadow all summer long, with extra colour when the lilies bloom. The turf is rotavated before planting and sowing.

Zones  
Machine

1,2,3



Character of kits

Mixture of 4 varieties with  
1.000 flower bulbs

Stripes

X

Contiguous area

✓

Country style

X

Horticulture style

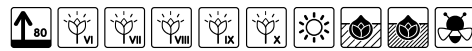
35 / m<sup>2</sup>

Flowering time

14 weeks

Durability

till 3 years



21048

# INSPIRATION



Extend the spring joy offered by bulbs into a summer mood by combining lilies with annual and perennial flower seeds.



# THE PICTOGRAPHS



**Height in cm**



**Flowering time (months)**



**Naturalising**

Flowers for several years



**Naturalising**

Natural proliferation



**Soil type**

Suitable for light soils (sandy and peat)



**Soil type**

Suitable for medium heavy soils (sandy loam)



**Soil type**

Suitable for heavy soils (silty clay)



**Exposure to the sun**

Prefers the sun



**Exposure to the sun**

Prefers partial shade



**Exposure to the sun**

Prefers the shade



**Attracts insects**

## Our stamps





**Bee Wise**

Attractive to bees and butterflies.



**Mechanical Planting**

A variety that can be planted with our planting machine.





Verver Export  
Hasselaarsweg 30  
1704 DX Heerhugowaard  
The Netherlands

Phone: 00 31 72 505 1481  
Fax: 00 31 72 505 3777  
E-mail: [info@ververexport.com](mailto:info@ververexport.com)  
Internet: [www.ververexport.com](http://www.ververexport.com)



**The highest flower bulb sizes**



**A visit at the time of flowering**



**Unquestionably TOP quality flower bulbs**



**Best value for money**



**We keep our promises**



**An innovative range with mixes that are second to none**



**Technical advice**



**Preparation of your order by area of the town**



**Our website, guiding you through the selection process**



**Re-delivery within 48 hours if necessary**



**Delivery in non-returnable plastic crates**



**Our Flower Shows**



**An advisor is always at your side**

We have found that our customers, by the numbers that are increasing year by year, have chosen to focus on Verver Export's 'values'.

This is your key to successful spring and summertime blooms! Demand nothing less...